



AIG Network Activation – China MN
Outbound/BRI Partnership Planning

AFRICA

May 2019

Executive Summary

Key Takeaway

- Key Highlights
- Key Metrics by :
 - Region
 - Top 5 B&R and Network Partner Countries by 2017 China OFDI
- China OFDI Trends by Region
- China OFDI by Industry & Opportunity

AFRICA Key Highlights

Note: A complete list of all countries that have signed a Memorandum of Understanding (MOU) with China, investments and projects has not been published by the PRC.

Original '65' B&R Country Newer B&R Country Projects M&A Economic Zones Reported B&R Countries/ AIG Office

Region 2017 Gross non-life Premiums Written

US\$20.7bn

2017 China OFDI

US\$3.5bn

B&R Country OFDI as % of All China OFDI

93%

B&R Country 5 year Historical OFDI CAGR

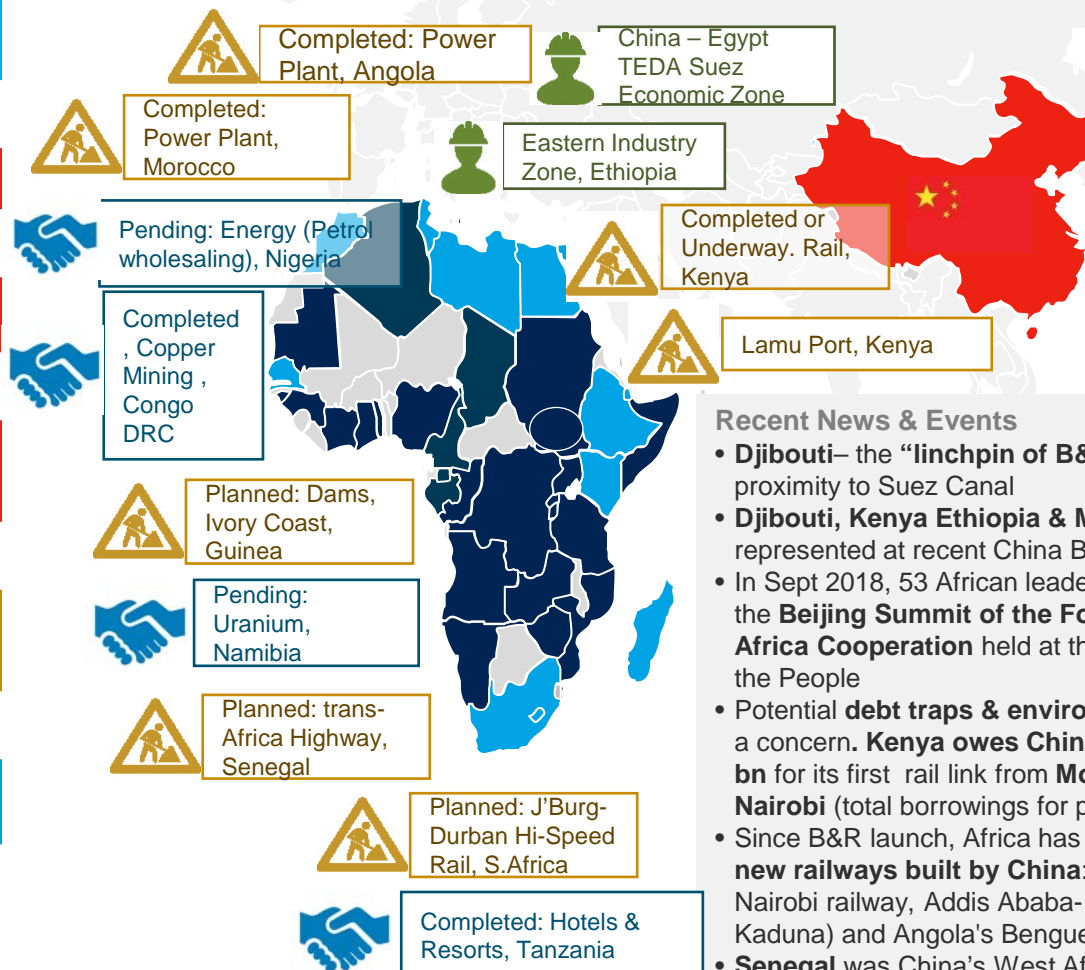
3%

Known current prospects (open Project and M&A deals) in B&R Countries

505

B&R est Premium

US\$1.7bn



Recent News & Events

- **Djibouti**– the “linchpin of B&R” due to proximity to Suez Canal
- **Djibouti, Kenya Ethiopia & Mozambique** represented at recent China B&R Summit
- In Sept 2018, 53 African leaders gathered for the **Beijing Summit of the Forum on China-Africa Cooperation** held at the Great Hall of the People
- Potential **debt traps & environment** remains a concern. **Kenya owes Chinese banks \$3.2 bn** for its first rail link from **Mombasa to, Nairobi** (total borrowings for project S\$10BN)
- Since B&R launch, Africa has added **four new railways built by China**: the Mombasa-Nairobi railway, Addis Ababa- Djibouti, Abuja-Kaduna) and Angola's Benguela railway
- **Senegal** was China's West African B&R launching point
- **China-Africa Trade is 4 times** the value of Africa-US trade

Algeria
Angola
Burundi
Cameroon
Cape Verde
Chad
Congo (DRC)
Cote d'Ivoire
Djibouti
Egypt
Ethiopia
Gabon
Gambia
Ghana
Guinea-Bissau
Kenya
Libya
Madagascar
Mauritania
Morocco
Mozambique
Namibia
Nigeria
Rwanda
Senegal
Seychelles
Sierra Leone
Somalia
South Africa
South Sudan
Sudan
Tanzania
Togo
Tunisia
Uganda
Zambia
Zimbabwe

Africa : Key Metrics by Region

Region	Sub-Region	2017 Gross non-life Premiums Written	Estimated 10Yr CAGR to 2028 Gross non-life Premiums written	2017 China OFDI	Historical 5Yr CAGR OFDI	Completed Infrastructure Projects Total Past 12 Months	Open Project Total	Project Risk Index Ranking	Completed M&A Deal Count Past 3 years	Open (Rumoured, Announced, Underway) Deal Count
All Countries	Africa - West	6.61	4.86%	1,332	0.16%	7	184		3	4
	Africa - South	9.79	5.33%	187	-15.65%	1	45		5	1
	Africa - North	0.89	5.59%	(177)	-288.18%		6			
	Africa - East	3.16	6.63%	1,556	10.59%	8	262		16	8
	Africa - Central	0.27	5.50%	623	3.05%	1	36		1	4
Africa Total		20.72	5.42%	3,522	1.65%	17	533		25	17
B&R Countries	Africa - West	6.35	4.76%	1,149	4.19%	6	153		3	4
	Africa - South	9.62	5.35%	209	-13.33%	1	40		5	1
	Africa - North	0.89	5.59%	(177)	-288.18%		6			
	Africa - East	2.86	6.29%	1,480	11.20%	8	253		15	5
	Africa - Central	0.26	5.15%	623	3.09%	1	36		1	4
B&R Total		19.98	5.33%	3,284	3.41%	16	488		24	14
B&R & NP Countries	Africa - West	6.35	4.76%	1,149	4.19%	6	153		3	4
	Africa - South	0.24	7.18%	(108)	-173.08%	1	29			
	Africa - North	0.89	5.59%	(177)	-288.18%		6			
	Africa - East	0.9	6.95%	722	8.70%	4	169		11	5
	Africa - Central	0.26	5.15%	623	3.09%	1	36		1	4
B&R and NP Total		8.64	5.19%	2,209	-2.22%	12	393		15	13

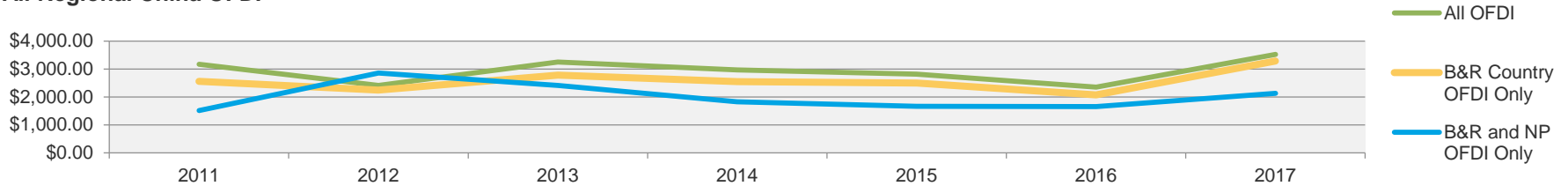
Africa : Key Metrics by Region & Top 5 B&R Network Partner Countries by 2017 OFDI

			2017 Gross non-life Premiums Written	Estimated 10Yr CAGR to 2028 Gross non-life Premiums written	2017 China OFDI	5Yr Historical CAGR OFDI	Completed Infra. Projects Total Past 12 Months	Open Project Total	Project Risk Index Ranking	Completed Deal Count	OpenDeal Count
Region	Sub-Region	Geography									
Africa	Africa - West	Angola	0.68	5.51%	638	23.26%	1	13		1	0
		Nigeria	0.72	3.42%	138	-7.98%	2	51		1	1
		Cote d' Ivoire	0.32	8.48%	113	-288.07%		8			
		Cameroon	0.23	6.39%	88	9.00%		17			
		Senegal	0.17	9.79%	65	44.34%		2			
		Africa - West Total	2.12	6.01%	1,042	15.99%	3	91		2	1
	Africa - South	Zimbabwe	0.24	7.18%	(108)	-173.08%	1	29			
	Africa - South Total	0.24	7.18%	(108)	-173.08%	1	29				
	Africa - North	Tunisia	0.68	5.84%	(1)	-165.01%		1			
		Libya	0.21	4.37%	(176)	-430.11%		5			
	Africa - North Total	0.89	5.59%	(177)	-288.18%		6				
	Africa - East	Ethiopia	0.2	6.42%	181	12.06%		65		5	1
		Tanzania	0.25	2.82%	132	-2.54%	3	41		2	1
		Mozambique	0.18	9.60%	117	-2.29%		21		1	1
		Djibouti	0		105	120.67%	1	5		1	0
		Madagascar	0.03	2.92%	71	35.64%		0			
	Africa - East Total	0.76	6.05%	615	6.55%	4	162		9	3	
	Africa - Central	Congo (DRC)	0.05	2.26%	340	22.92%	1	3		1	1
		Zambia	0.19	5.84%	306	0.87%		27		0	3
		Chad	0.02	4.14%	(23)	-171.78%		6			
	Africa - Central Total	0.26	5.15%	623	3.09%	1	36		1	4	
Africa Total			4.27	5.98%	1,994	-0.10%	9	324		12	8

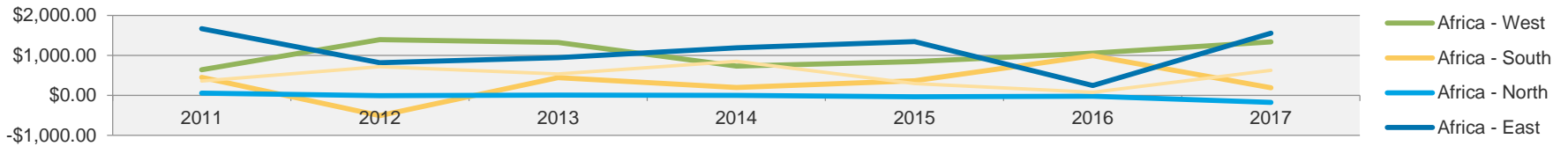
China OFDI Trends by Region

Regional breakdowns by all China OFDI from 2011 – 2017 plus B&R Countries only and B&R and Network Partner Countries.

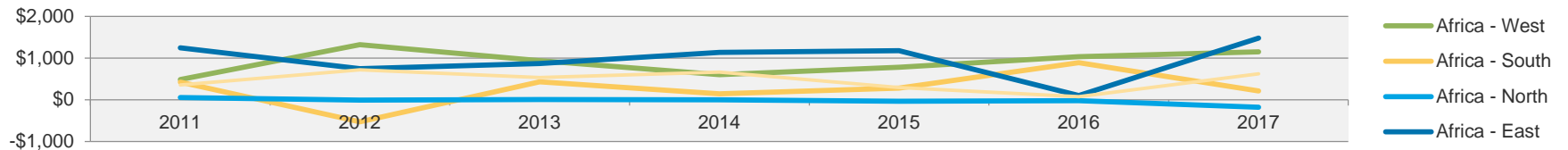
All Regional China OFDI



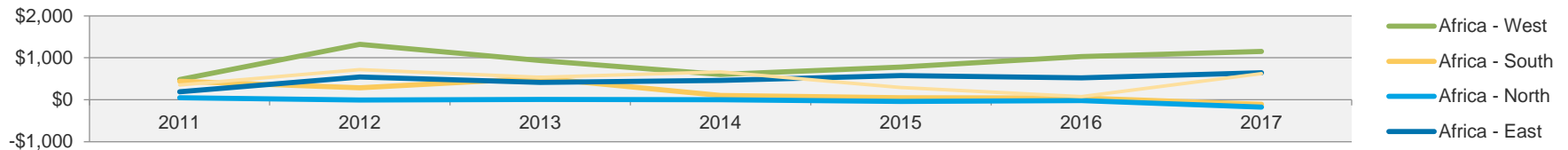
All China OFDI by Sub-Region



B&R Country China OFDI



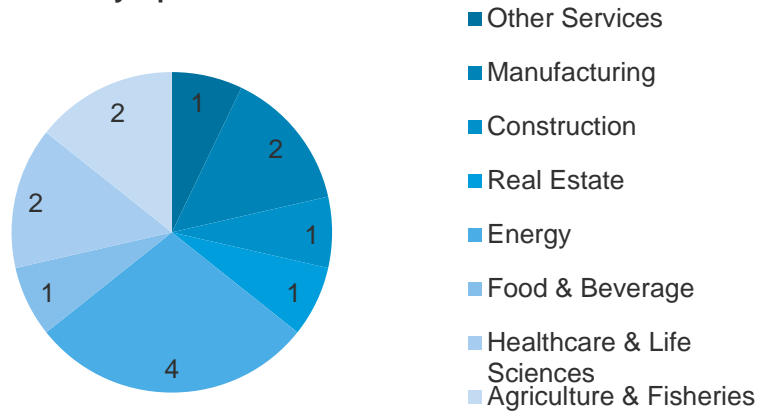
B&R and NP Countries China OFDI



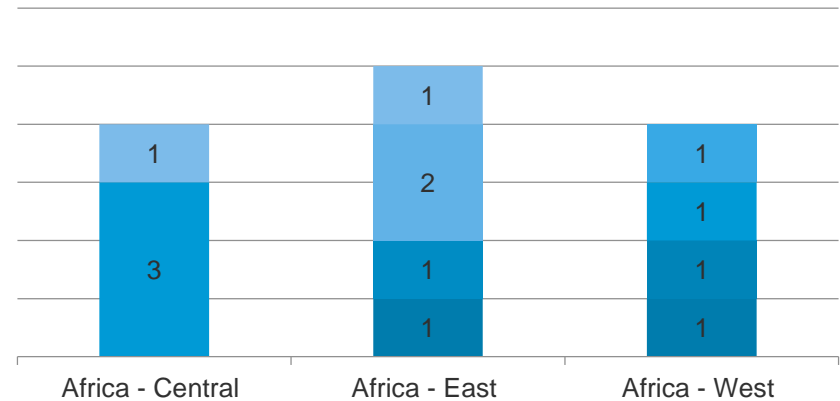
China OFDI by Industry & Opportunity

Total number of known Open Project and M&A deals (Chinese investment) for B&R and Network Partner Countries by Region

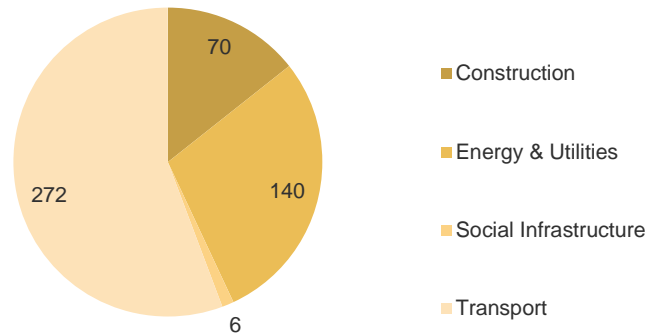
All a B&R Country Open M&A Deals - Total 14



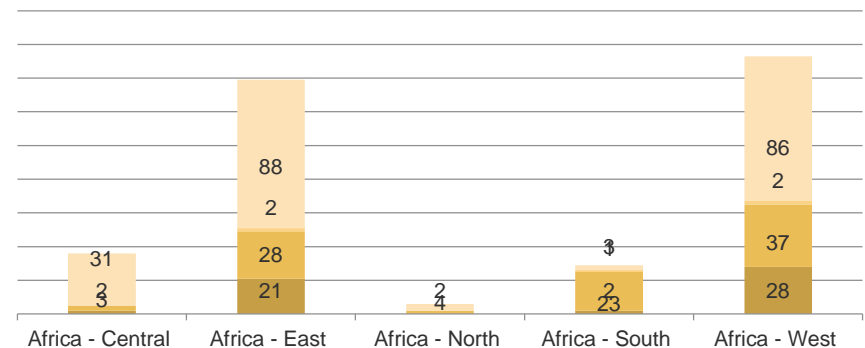
B&R and NP Countries Open M&A Deals - Total 13



All a B&R Country Open Projects - Total 488



B&R and NP Countries Open Projects - Total 363



References for Region Key Highlight Pages

All Regions:

- China Belt & Road Portal <https://eng.yidaiyilu.gov.cn/> Guidance under the Office of the Leading Group for the Belt and Road Initiative Hosted by the State Information Center (articles sourced from 2016-2018, researched March / April 2019)
- Projects : BMI Research – April 16, 2019 via AIG Research & Insights, New York
- Mergers & Acquisitions : Zephyr China M&A Deals 3 Years via AIG General Insurance Marketing & Communications, UK

Africa

Lee Jeong-ho , April 28 2019, South China Morning Post <https://www.scmp.com/news/china/diplomacy/article/3007924/how-tiny-african-nation-djibouti-became-linchpin-chinas-belt>
David Lawder, April 26 2019, The Star <https://www.thestar.com.my/news/world/2019/04/26/world-banks-new-president-skips-chinas-belt-and-road-for-africa-trip/>
An Baijie, September 5 2018, China Daily <http://www.chinadaily.com.cn/a/201809/05/WS5b8ed947a310add14f38999a.html>
Silja Frolich, April 24 2019, DW <https://www.dw.com/en/chinas-belt-and-road-forum-does-africa-need-new-funding-options/a-48502797>
Dr. Cornelia Tremann, July 20, 2018, Maritime Executive <https://www.maritime-executive.com/editorials/china-s-belt-and-road-initiative-arrives-in-west-africa>
Luke Patey, August 27, 2018, FT.com <https://www.ft.com/content/ca4072f6-a79f-11e8-a1b6-f368d365bf0e>

Americas

Source: Xinhua News Agency, January 23 2018, http://www.xinhuanet.com/english/2018-01/23/c_136918709.htm
Source: Xinhua News Agency, February 28 2018, China Daily <https://www.chinadailyhk.com/articles/98/253/204/1519805903717.html>
Pepe Escobar , February 18 2019 , The Saker <https://thesaker.is/chinas-new-silk-roads-reach-latin-america/>
Daniela Guzman, January 8 2019, Bloomberg <https://www.bloomberg.com/news/articles/2019-01-08/guess-who-s-behind-latin-america-s-tech-boom-china-of-course>

Europe

John Macri, April 11 2019, The Diplomat <https://thediplomat.com/2019/04/how-hungarys-path-leads-to-chinas-belt-and-road/>
Lee Jeong-ho , March 24 2019, South China Morning Post <https://www.scmp.com/news/china/diplomacy/article/3003061/italys-move-join-new-silk-road-may-see-european-union-tighten>
Everett Rosenfeld, April 25 2019, cnbc.com <https://www.cnbc.com/2019/04/25/eu-official-china-needs-to-reform-belt-and-road-for-many-to-sign-up.html>

Middle East

Manoj Nair, January 16 2019, Gulf Times <https://gulfnews.com/business/property/uae-investors-can-pick-up-some-belt--road-action-1.61466740>
Source: Xinhua News Agency, November 22 2018 <http://www.obor-invest.com/news/china-israel-exchanges-under-b-r-boosts-israel-s-tourism-industry>
Source: Xinhua News Agency, February 25 2019 <https://eng.yidaiyilu.gov.cn/qwyw/rdxw/80445.htm>

Asia

Yao Lijuan Source:Global Times Published: 2019/3/19 <http://www.globaltimes.cn/content/1142721.shtml>
Tom Mitchell & Archie Zhang, April 12 2019, FT.com <https://www.ft.com/content/8bc8cb02-5ceb-11e9-9dde-7aedca0a081a>
Atul Aneja, April 2018, FT.com [Hindu Times https://www.thehindu.com/news/international/bangladesh-china-india-myanmar-bcim-economic-corridor-no-longer-listed-under-bri-umbrella/article26971613.ece](https://www.thehindu.com/news/international/bangladesh-china-india-myanmar-bcim-economic-corridor-no-longer-listed-under-bri-umbrella/article26971613.ece)