



AIG Network Activation – China MN
Outbound/BRI Partnership Planning

ASIA

May 2019

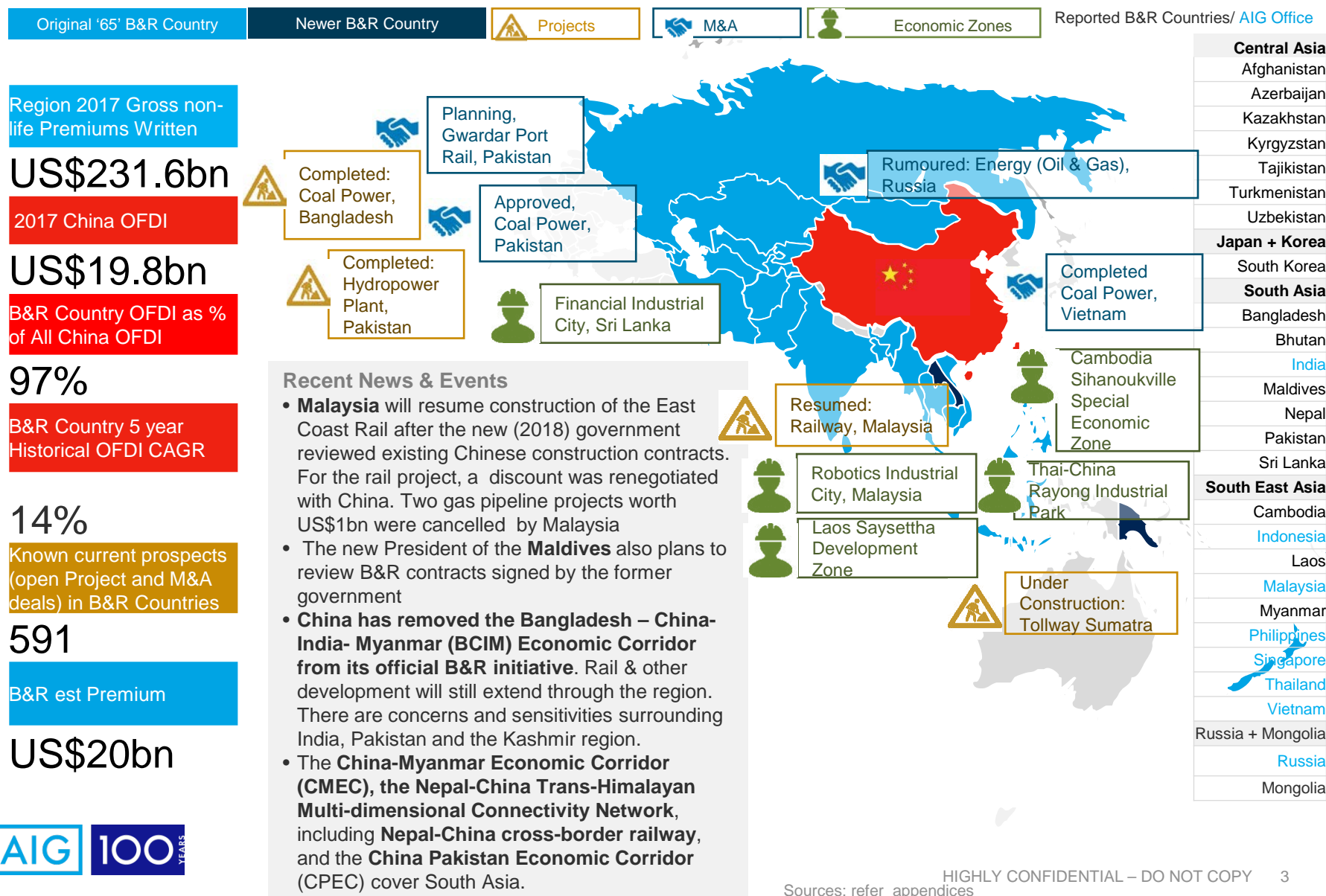
Executive Summary

Key Takeaway

- Key Highlights
- Key Metrics by :
 - Region
 - Top 5 B&R and Network Partner Countries by 2017 China OFDI
- China OFDI Trends by Region
- China OFDI by Industry & Opportunity

ASIA Key Highlights

Note: A complete list of all countries that have signed a Memorandum of Understanding (MOU) with China and projects has not yet been published by the PRC.



Asia : Key Metrics by Region

Region	Sub-Region	2017 Gross non-life Premiums Written	Estimated 10Yr CAGR to 2028 Gross non-life Premiums written	2017 China OFDI	5Yr Historical CAGR OFDI	Completed Infra. Projects Total Past 12 Months	Open Project Total	Project Risk Index Ranking	Completed Deal Count	Open Count
All Region	Central Asia	\$1.21	8.08%	\$2.05	20.14%	2	45		18	3
	Japan + Korea	\$160.68	4.26%	\$1.11	6.99%		11		31	21
	Russia & Mongolia	\$16.64	2.44%	\$1.52	1.51%	1	43		7	9
	South Asia	\$24.80	12.61%	\$1.12	18.95%	8	222		29	12
	South East Asia	\$28.30	5.60%	\$14.05	14.12%	9	179		96	71
Asia Total		\$231.63	5.65%	\$19.84	13.05%	20	500		181	116
B&R Countries	Central Asia	\$1.21	8.08%	\$2.05	20.14%	2	45		18	3
	Japan + Korea	\$78.12	5.85%	\$0.66	19.71%		2		8	7
	Russia & Mongolia	\$16.64	2.44%	\$1.52	1.51%	1	43		7	9
	South Asia	\$24.80	12.61%	\$1.05	17.82%	7	220		28	12
	South East Asia	\$28.30	5.60%	\$14.05	14.12%	9	179		96	71
B&R Countries		\$149.07	7.07%	\$19.32	13.59%	19	489		157	102
B&R and NP Countries	Central Asia	\$1.21	8.08%	\$2.00	18.66%	2	43		18	3
	Russia & Mongolia	\$16.64	2.44%	\$1.52	1.51%	1	43		7	9
	South Asia	\$1.89	5.56%	\$0.76	19.35%	6	168		8	8
	South East Asia	\$0.07	7.18%	\$2.39	6.38%	3	52		5	9
B&R and NP Countries		\$19.81	3.25%	\$6.67	9.03%	12	306		38	29

Sources:

- Projects : BMI Research – April 16, 2019 via AIG Research & Insights, New York
- Mergers & Acquisitions : Zephyr China M&A Deals 3 Years via AIG General Insurance Marketing & Communications, UK

Asia : Key Metrics by Region & Top 5 B&R Network Partner Countries by 2017 OFDI

Region	Sub-Region	Geography	2017 Gross non-life Premiums Written	Estimated 10Yr CAGR to 2028 Gross non-life Premiums written	Historical CAGR OFDI		Completed Infra. Projects			Project Risk Index Ranking	Completed Deal Count	Open Deal Count
					2017 China OFDI	5Yr CAGR OFDI	Total Past 12 Months	Open Project Total				
Asia	Central Asia	Kazakhstan	0.81	7.57%	2,070	20.60%	2	12		12	1	
		Afghanistan	0		5	-234.80%		4				
		Tajikistan	0		-			9		3	0	
		Kyrgyzstan	0		-			15		2	0	
		Azerbaijan	0.24	4.81%	(0)	-46.18%		0				
	Central Asia Total		1.05	6.97%	2,076	20.83%	2	40		17	1	
	Russia & Mongolia	Russia	16.58	2.42%	1,548	8.66%	1	19		6	9	
		Mongolia	0.06	7.18%	(28)	-159.04%		24		1	0	
	Russia & Mongolia Total		16.64	2.44%	1,521	1.51%	1	43		7	9	
	South Asia	Pakistan	0.82	1.66%	678	32.90%	4	88		5	3	
		Bangladesh	0.47	8.49%	99	19.07%	2	34		2	5	
		Nepal	0		8	-27.22%		11				
		Bhutan	0.02	16.23%	-			0				
		Maldives	0		-			3				
		South Asia Total		1.31	5.49%	785	26.54%	6	136		7	8
	South East Asia	Laos	0		1,220	9.32%	1	24		0	2	
		Cambodia	0.07	7.18%	744	8.31%	2	15		1	2	
		Myanmar	0		428	-2.07%		13		4	5	
	South East Asia Total		0.07	7.18%	2,392	6.38%	3	52		5	9	
Asia Total			19.07	3.02%	6,773	9.95%	12	271		36	27	

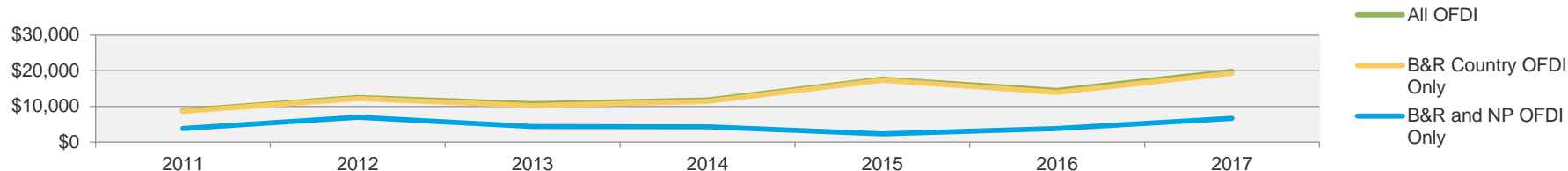
Sources:

- Projects : BMI Research – April 16, 2019 via AIG Research & Insights, New York
- Mergers & Acquisitions : Zephyr China M&A Deals 3 Years via AIG General Insurance Marketing & Communications, UK

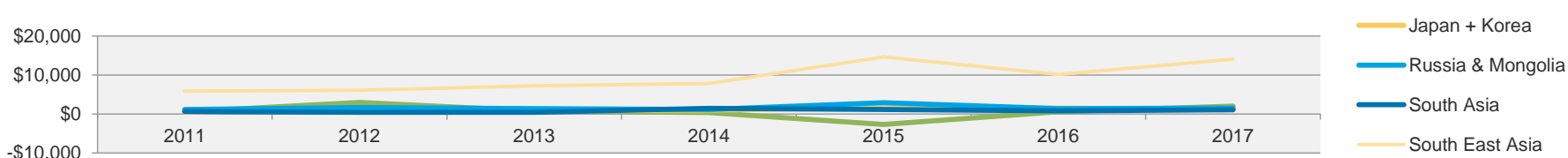
China OFDI Trends by Sub-Region

Regional breakdowns by all China OFDI from 2011 – 2017 plus B&R Countries only and B&R and Network Partner Countries.

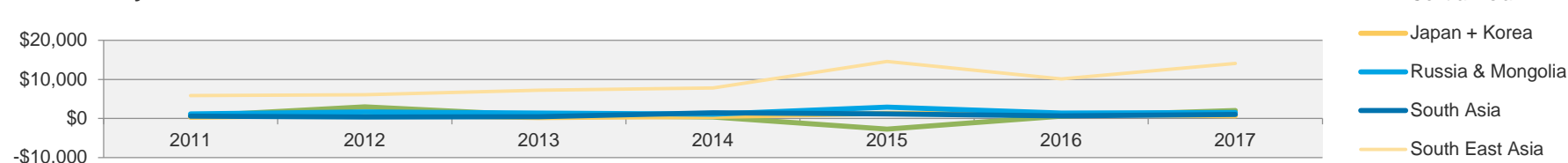
All Regional China OFDI



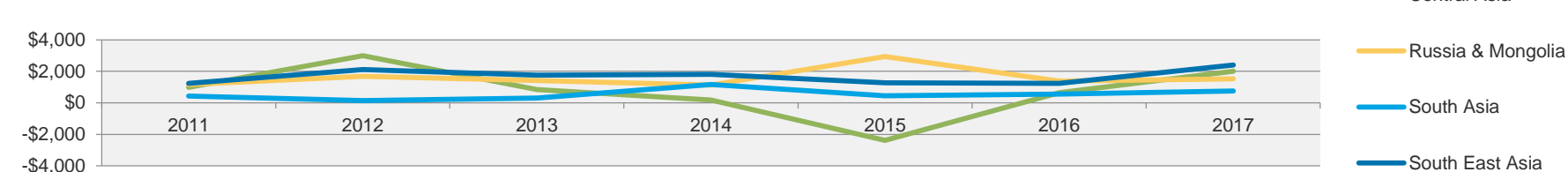
All China OFDI



B&R Country China OFDI



B&R and NP Countries China OFDI



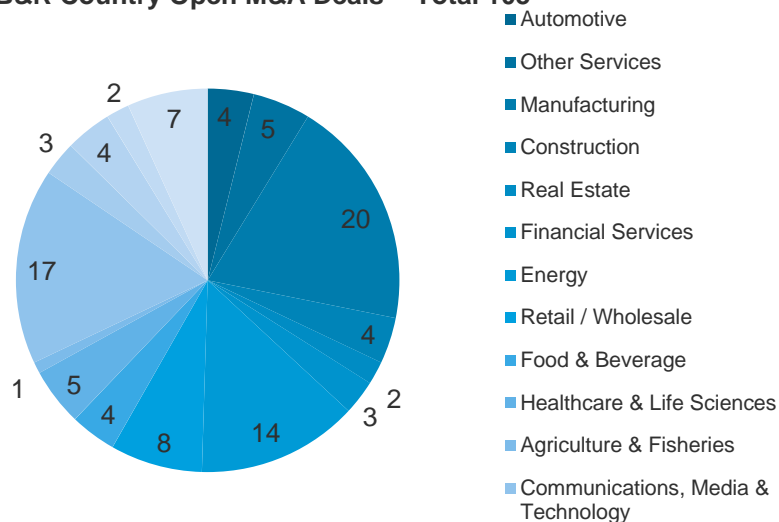
Sources:

- Projects : BMI Research – April 16, 2019 via AIG Research & Insights, New York
- Mergers & Acquisitions : Zephyr China M&A Deals 3 Years via AIG General Insurance Marketing & Communications, UK

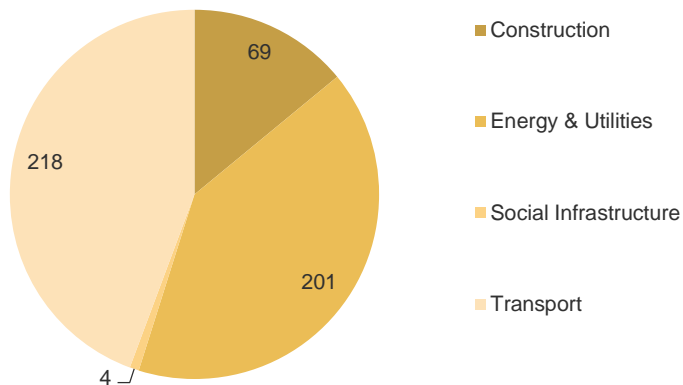
China OFDI by Industry & Opportunity

Total number of known Open Project and M&A deals (Chinese investment) for B&R and Network Partner Countries by Region

All a B&R Country Open M&A Deals - Total 103



All a B&R Country Open Projects - Total 492

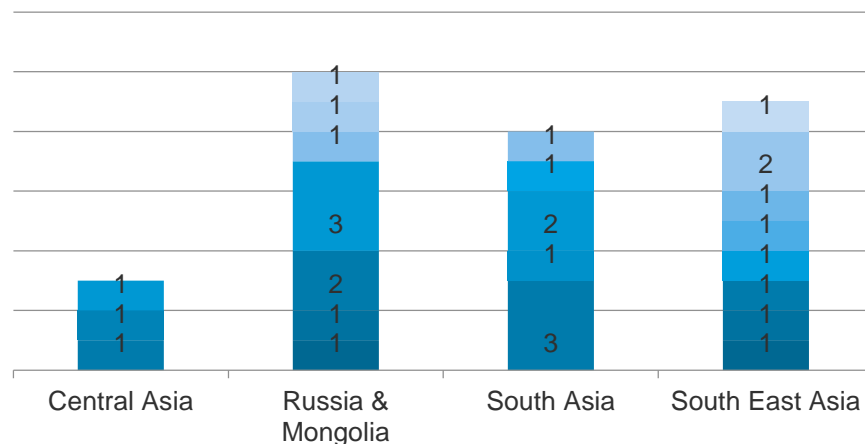


Sources:

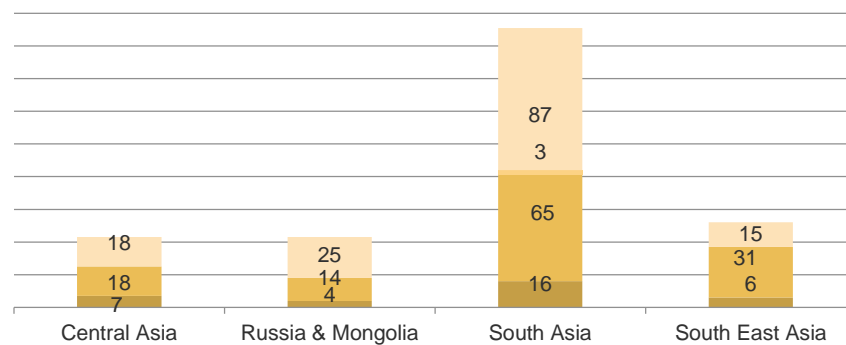
- Projects : BMI Research – April 16, 2019 via AIG Research & Insights, New York
- Mergers & Acquisitions : Zephyr China M&A Deals 3 Years via AIG General Insurance Marketing & Communications, UK



B&R and NP Countries Open M&A Deals - Total 30



B&R and NP Countries Open Projects - Total 309



References for Region Key Highlight Pages

All Regions:

- China Belt & Road Portal <https://eng.yidaiyilu.gov.cn/> Guidance under the Office of the Leading Group for the Belt and Road Initiative Hosted by the State Information Center (articles sourced from 2016-2018, researched March / April 2019)
- Projects : BMI Research – April 16, 2019 via AIG Research & Insights, New York
- Mergers & Acquisitions : Zephyr China M&A Deals 3 Years via AIG General Insurance Marketing & Communications, UK

Africa

Lee Jeong-ho , April 28 2019, South China Morning Post <https://www.scmp.com/news/china/diplomacy/article/3007924/how-tiny-african-nation-djibouti-became-linchpin-chinas-belt>
David Lawder, April 26 2019, The Star <https://www.thestar.com.my/news/world/2019/04/26/world-banks-new-president-skips-chinas-belt-and-road-for-africa-trip/>
An Baijie, September 5 2018, China Daily <http://www.chinadaily.com.cn/a/201809/05/WS5b8ed947a310add14f38999a.html>
Silja Frolich, April 24 2019, DW <https://www.dw.com/en/chinas-belt-and-road-forum-does-africa-need-new-funding-options/a-48502797>
Dr. Cornelia Tremann, July 20, 2018, Maritime Executive <https://www.maritime-executive.com/editorials/china-s-belt-and-road-initiative-arrives-in-west-africa>
Luke Patey, August 27, 2018, FT.com <https://www.ft.com/content/ca4072f6-a79f-11e8-a1b6-f368d365bf0e>

Americas

Source: Xinhua News Agency, January 23 2018, http://www.xinhuanet.com/english/2018-01/23/c_136918709.htm
Source: Xinhua News Agency, February 28 2018, China Daily <https://www.chinadailyhk.com/articles/98/253/204/1519805903717.html>
Pepe Escobar , February 18 2019 , The Saker <https://thesaker.is/chinas-new-silk-roads-reach-latin-america/>
Daniela Guzman, January 8 2019, Bloomberg <https://www.bloomberg.com/news/articles/2019-01-08/guess-who-s-behind-latin-america-s-tech-boom-china-of-course>

Europe

John Macri, April 11 2019, The Diplomat <https://thediplomat.com/2019/04/how-hungarys-path-leads-to-chinas-belt-and-road/>
Lee Jeong-ho , March 24 2019, South China Morning Post <https://www.scmp.com/news/china/diplomacy/article/3003061/italys-move-join-new-silk-road-may-see-european-union-tighten>
Everett Rosenfeld, April 25 2019, cnbc.com <https://www.cnbc.com/2019/04/25/eu-official-china-needs-to-reform-belt-and-road-for-many-to-sign-up.html>

Middle East

Manoj Nair, January 16 2019, Gulf Times <https://gulfnews.com/business/property/uae-investors-can-pick-up-some-belt--road-action-1.61466740>
Source: Xinhua News Agency, November 22 2018 <http://www.obor-invest.com/news/china-israel-exchanges-under-b-r-boosts-israel-s-tourism-industry>
Source: Xinhua News Agency, February 25 2019 <https://eng.yidaiyilu.gov.cn/qwyw/rdxw/80445.htm>

Asia

Yao Lijuan Source:Global Times Published: 2019/3/19 <http://www.globaltimes.cn/content/1142721.shtml>
Tom Mitchell & Archie Zhang, April 12 2019, FT.com <https://www.ft.com/content/8bc8cb02-5ceb-11e9-9dde-7aedca0a081a>
Atul Aneja, April 2018, FT.com [Hindu Times https://www.thehindu.com/news/international/bangladesh-china-india-myanmar-bcim-economic-corridor-no-longer-listed-under-bri-umbrella/article26971613.ece](https://www.thehindu.com/news/international/bangladesh-china-india-myanmar-bcim-economic-corridor-no-longer-listed-under-bri-umbrella/article26971613.ece)